

BASE SPECIFICATIONS

STYLE: WASHINGTON
 HEIGHT: 21 5/8"
 BASE: 25" OCTAGONAL (FLAT TO FLAT) BASE
 MATERIAL: PLEASE ADVISE BELOW
 FINISH: PLEASE ADVISE BELOW
 ACCESS DOOR: LOCATED IN BASE SECURED WITH TAMPER PROOF HEX SOCKET SECURITY MACHINE SCREWS
 CATALOG NO.: BWSH-25-C

SEE FINISH TABLE BELOW

| BASE MATERIAL | | CAT. NO. |
|-------------------|--|----------|
| | CAST ALUMINUM ALLOY ANSI 356 PER A.S.T.M. B26-95 | A |
| | CAST IRON PER A.S.T.M. A48-83 CLASS 30 | I |
| | CAST DUCTILE IRON PER A536-84 GRADE 65-45-12 | D |
| BASE CONSTRUCTION | | CAT. NO. |
| | 2 PIECE WRAP BASE | W |
| | 1 PIECE SLIP | S |

SHAFT SPECIFICATIONS

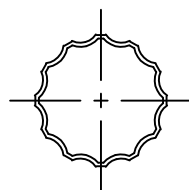
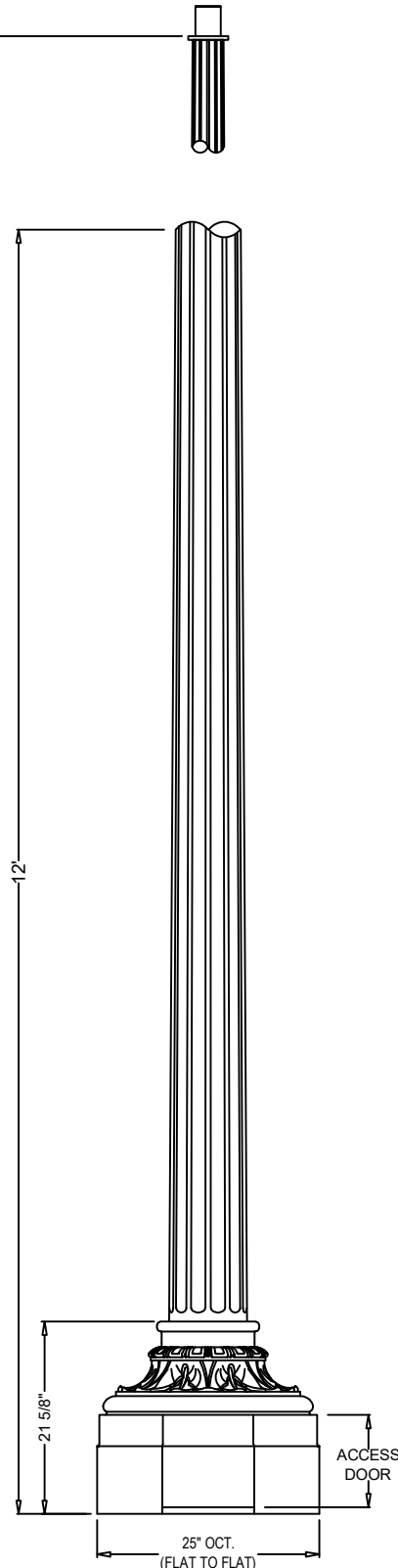
STYLE: 12 FLAT FLUTE
 HEIGHT: 12'-0" (SHOWN)
 MAX HEIGHT: 39"
 BASE: 9" MAX. SHAFT O.D.
 MATERIAL: PLEASE ADVISE BELOW
 FINISH: PLEASE ADVISE BELOW
 GROUND STUD PROVISIONS: DRILL AND TAP INSIDE WALL OF BASE OPPOSITE ACCESS DOOR TO ACCOMMODATE A 1/4"-20 GROUND STUD (STUD SUPPLIED BY OTHERS) TO BE DETERMINED BASED ON LOADING REQUIREMENTS (FULLY GALVANIZED WITH 2 GALVANIZED NUTS AND 2 GALVANIZED WASHERS PER BOLT)
 ANCHOR BOLTS: 5" REQUIRED
 BOLT PROJECTION: 5" REQUIRED
 TENON: PLEASE ADVISE BELOW
 CATALOG NO.: SH2F--09.00-12.00-TN--C

| SHAFT MATERIAL | | CAT. NO. |
|----------------|-----------------------------|----------|
| | STEEL MONOTUBE CONSTRUCTION | S |
| | ALUMINUM TAPERED SHAFT | A |

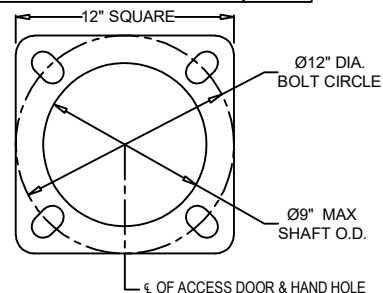
| GAUGE | | CAT. NO. |
|-------|---------------------|----------|
| | STEEL 7 GAUGE | G17 |
| | STEEL 11 GAUGE | G11 |
| | ALUMINUM .125" WALL | A12 |
| | ALUMINUM .188" WALL | A18 |

| TENON | | CAT. NO. |
|-------|-------------------------|-----------|
| | 2 7/8" DIA. X 3" HIGH | 2.88-3.00 |
| | 3" DIA. X 3" HIGH | 3.00-3.00 |
| | 3 1/2" DIA. X 3" HIGH | 3.50-3.00 |
| | 4" DIA. X 3" HIGH | 4.00-3.00 |
| | X.XX" DIA. X X.XX" HIGH | X.XX-X.XX |

| FINISH | | CAT. NO. |
|--------|--|----------|
| | POWDER COAT - PLEASE ADVISE RAL # | U |
| | PRIME PAINT THEN FINISH PAINT SHERWIN WILLIAMS - PLEASE ADVISE COLOR | W |



12 FLAT FLUTE
N.T.S



BASE PLATE DETAIL



Spring City Electrical Mfg. Co.

HALL AND MAIN STREETS - P.O. BOX 19 - SPRING CITY, PA. 19475
 PHONE (610) 948-4000 - FAX (610) 948-5577 - WWW.SPRINGCITY.COM

DESCRIPTION

THE WASHINGTON
25" OCT. BASE & 12 FLAT FLUTE