

BASE SPECIFICATIONS

STYLE: BISHOP'S CROOK
 HEIGHT: 5'-6"
 BASE: 21" DIAMETER ONE PIECE SLIP BASE
 MATERIAL: PLEASE ADVISE BELOW
 FINISH: PLEASE ADVISE BELOW
 ACCESS DOOR: LOCATED IN BASE SECURED WITH TAMPER PROOF
 HEX SOCKET SECURITY MACHINE SCREWS
 CATALOG NO.: _SBBCC-21

BASE MATERIAL		CAT. NO.
1	1 PIECE, CAST ALUMINUM ALLOY ANSI 356 PER A.S.T.M. B26-95	A
1	1 PIECE, CAST IRON PER A.S.T.M. A48-83 CLASS 30	I
1	1 PIECE, CAST DUCTILE IRON PER A536-84 GRADE 65-45-12	D

SHAFT SPECIFICATIONS

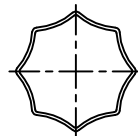
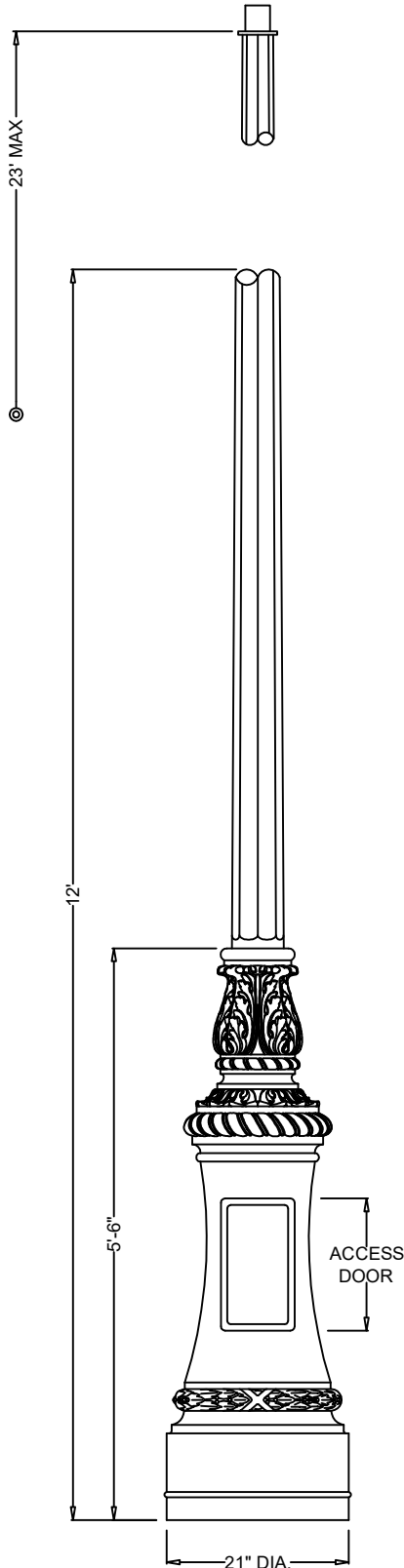
STYLE: 8 SHARP FLUTE
 HEIGHT: 12'-0" (SHOWN)
 MAX HEIGHT: 23'-0"
 BASE: 6 3/4" MAX. SHAFT O.D.
 MATERIAL: PLEASE ADVISE BELOW
 FINISH: PLEASE ADVISE BELOW
 GROUND STUD PROVISIONS: DRILL AND TAP INSIDE WALL OF BASE OPPOSITE ACCESS DOOR TO ACCOMMODATE A 1/4"-20 GROUND STUD (STUD SUPPLIED BY OTHERS)
 ANCHOR BOLTS: (4) 3/4" DIA. X 24" LONG + 3" HOOK (FULLY GALVANIZED WITH 1 GALVANIZED NUT AND 1 GALVANIZED WASHER PER BOLT)
 BOLT PROJECTION: 5" REQUIRED
 TENON: PLEASE ADVISE BELOW
 CATALOG NO.: _SH8S-_-06.75-12.00_-/_-C

SHAFT MATERIAL		CAT. NO.
1	STEEL MONOTUBE CONSTRUCTION	S
1	ALUMINUM TAPERED SHAFT	A

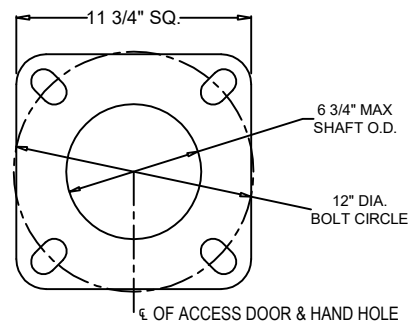
GAUGE		CAT. NO.
1	STEEL 7 GAUGE	G17
1	STEEL 11 GAUGE	G11
1	ALUMINUM .125" WALL	A12
1	ALUMINUM .188" WALL	A18

TENON		CAT. NO.
1	2 7/8" DIA. X 3" HIGH	TN2.88/3.00
1	3" DIA. X 3" HIGH	TN3.00/3.00
1	3 1/2" DIA. X 3" HIGH	TN3.50/3.00
1	4" DIA. X 3" HIGH	TN4.00/3.00
1	X.XX" DIA. X X.XX" HIGH	TNX.XX/X.XX

FINISH		CAT. NO.
1	POWDER COAT - PLEASE ADVISE RAL #	CU
1	PRIME PAINT THEN FINISH PAINT SHERWIN WILLIAMS - PLEASE ADVISE COLOR	CW



8 SHARP FLUTE
 N.T.S



Spring City Electrical Mfg. Co.

HALL AND MAIN STREETS - P.O. BOX 19 - SPRING CITY, PA. 19475
 PHONE (610) 948-4000 - FAX (610) 948-5577 - WWW.SPRINGCITY.COM

DESCRIPTION

THE BISHOP'S CROOK
 21" DIA. BASE & 8 SHARP FLUTE