

BASE SPECIFICATIONS

STYLE: WASHINGTON
 HEIGHT: 22"
 BASE: 18" DIAMETER BASE
 MATERIAL: PLEASE ADVISE BELOW
 FINISH: PLEASE ADVISE BELOW
 ACCESS DOOR: LOCATED IN BASE SECURED WITH TAMPER PROOF HEX SOCKET SECURITY MACHINE SCREWS
 CATALOG NO.: BWSH-18-C

SEE FINISH TABLE
 BELOW

BASE MATERIAL		CAT. NO.
	CAST ALUMINUM ALLOY ANSI 356 PER A.S.T.M. B26-95	A
	CAST IRON PER A.S.T.M. A48-83 CLASS 30	I
	CAST DUCTILE IRON PER A536-84 GRADE 65-45-12	D
BASE CONSTRUCTION		CAT. NO.
	2 PIECE WRAP BASE	W
	1 PIECE SLIP	S

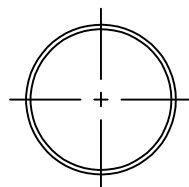
SHAFT SPECIFICATIONS

STYLE: SMOOTH
 HEIGHT: 12'-0" (SHOWN)
 MAX HEIGHT: 29"
 BASE: 7 1/2" MAX. SHAFT O.D.
 MATERIAL: PLEASE ADVISE BELOW
 FINISH: PLEASE ADVISE BELOW
 GROUND STUD PROVISIONS: DRILL AND TAP INSIDE WALL OF BASE OPPOSITE ACCESS DOOR TO ACCOMMODATE A 1/4"-20 GROUND STUD (STUD SUPPLIED BY OTHERS)
 ANCHOR BOLTS: TO BE DETERMINED BASED ON LOADING REQUIREMENTS (FULLY GALVANIZED WITH 2 GALVANIZED NUTS AND 2 GALVANIZED WASHERS PER BOLT)
 BOLT PROJECTION: 5" REQUIRED
 TENON: PLEASE ADVISE BELOW
 CATALOG NO.: SHSM-07.50-12.00-TN-C

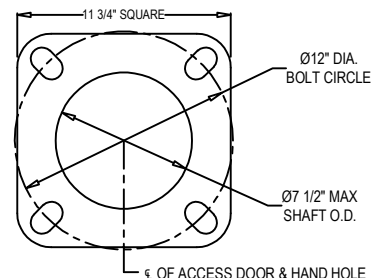
SHAFT MATERIAL		CAT. NO.
	STEEL MONOTUBE CONSTRUCTION	S
	ALUMINUM TAPERED SHAFT	A
GAUGE		CAT. NO.
	STEEL 7 GAUGE	G17
	STEEL 11 GAUGE	G11
	ALUMINUM .125" WALL	A12
	ALUMINUM .188" WALL	A18

TENON		CAT. NO.
	2 7/8" DIA. X 3" HIGH	2.88-3.00
	3" DIA. X 3" HIGH	3.00-3.00
	3 1/2" DIA. X 3" HIGH	3.50-3.00
	4" DIA. X 3" HIGH	4.00-3.00
	X.XX" DIA. X X.XX" HIGH	X.XX-X.XX

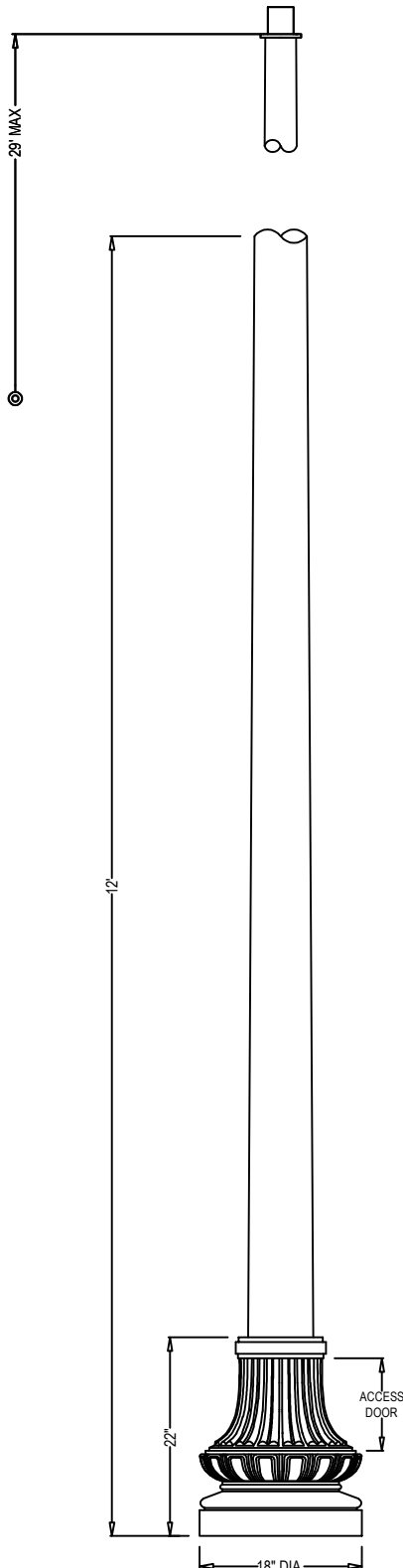
FINISH		CAT. NO.
	POWDER COAT - PLEASE ADVISE RAL #	U
	PRIME PAINT THEN FINISH PAINT SHERWIN WILLIAMS - PLEASE ADVISE COLOR	W



SMOOTH SHAFT
 N.T.S



BASE PLATE DETAIL



Spring City Electrical Mfg. Co.

HALL AND MAIN STREETS - P.O. BOX 19 - SPRING CITY, PA. 19475
 PHONE (610) 948-4000 - FAX (610) 948-5577 - WWW.SPRINGCITY.COM

DESCRIPTION

THE WASHINGTON
 18" DIA. BASE & SMOOTH