

BASE SPECIFICATIONS

STYLE: NORTHAMPTON
 HEIGHT: 27 3/4"
 BASE: 12 1/2" DIAMETER SLIP BASE
 MATERIAL: PLEASE ADVISE BELOW
 FINISH: PLEASE ADVISE BELOW
 ACCESS DOOR: LOCATED IN BASE SECURED WITH TAMPER PROOF
 HEX SOCKET SECURITY MACHINE SCREWS
 CATALOG NO.: SBNRT-12-C

SEE FINISH TABLE
 BELOW

BASE MATERIAL	CAT. NO.
CAST ALUMINUM ALLOY ANSI 356 PER A.S.T.M. B26-95	A
CAST IRON PER A.S.T.M. A48-83 CLASS 30	I
CAST DUCTILE IRON PER A536-84 GRADE 65-45-12	D

SHAFT SPECIFICATIONS

STYLE: SMOOTH
 HEIGHT: 14'-0" (SHOWN)
 MAX HEIGHT: 14'-0"
 BASE: 5 1/2" MAX. SHAFT O.D.
 MATERIAL: PLEASE ADVISE BELOW
 FINISH: PLEASE ADVISE BELOW
 GROUND STUD PROVISIONS: DRILL AND TAP INSIDE WALL OF BASE OPPOSITE ACCESS DOOR TO
 ACCOMMODATE A 1/4"-20 GROUND STUD (STUD SUPPLIED BY OTHERS)
 ANCHOR BOLTS: (4) 3/4" DIA. X 24" LONG + 3" HOOK (FULLY GALVANIZED WITH
 1 GALVANIZED NUT AND 1 GALVANIZED WASHER PER BOLT)
 BOLT PROJECTION: 5" REQUIRED
 TENON: PLEASE ADVISE BELOW

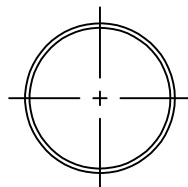
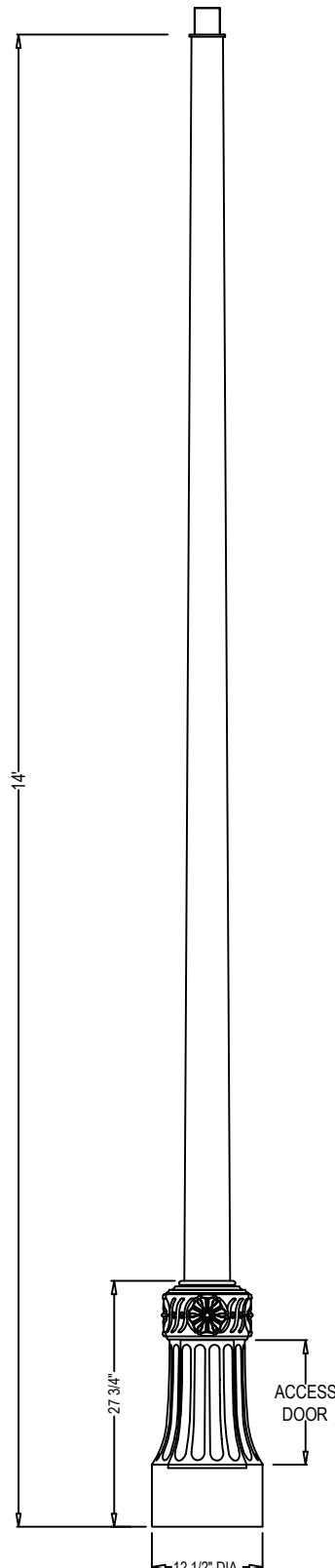
CATALOG NO.: SHSM--05.50-14.00-TN--C

SHAFT MATERIAL	CAT. NO.
STEEL MONOTUBE CONSTRUCTION	S
ALUMINUM TAPERED SHAFT	A

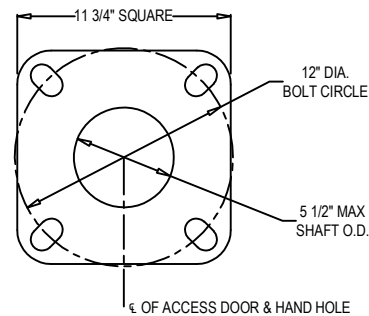
GAUGE	CAT. NO.
STEEL 7 GAUGE	G17
STEEL 11 GAUGE	G11
ALUMINUM .125" WALL	A12
ALUMINUM .188" WALL	A18

TENON	CAT. NO.
2 7/8" DIA. X 3" HIGH	2.88-3.00
3" DIA. X 3" HIGH	3.00-3.00
3 1/2" DIA. X 3" HIGH	3.50-3.00
4" DIA. X 3" HIGH	4.00-3.00
X.XX" DIA. X X.XX" HIGH	X.XX-X.XX

FINISH	CAT. NO.
POWDER COAT - PLEASE ADVISE RAL #	U
PRIME PAINT THEN FINISH PAINT SHERWIN WILLIAMS - PLEASE ADVISE COLOR	W



SMOOTH SHAFT
 N.T.S



BASE PLATE DETAIL



Spring City Electrical Mfg. Co.

HALL AND MAIN STREETS - P.O. BOX 19 - SPRING CITY, PA. 19475
 PHONE (610) 948-4000 - FAX (610) 948-5577 - WWW.SPRINGCITY.COM

DESCRIPTION

THE NORTHAMPTON
 12" DIA. BASE & SMOOTH SHAFT