

BASE SPECIFICATIONS

STYLE: FLATBUSH
 HEIGHT: 4'-9"
 BASE: 29" DIAMETER TWO PIECE WRAP BASE
 MATERIAL: PLEASE ADVISE BELOW
 FINISH: PLEASE ADVISE BELOW
 ACCESS DOOR: LOCATED IN BASE SECURED WITH TAMPER PROOF
 HEX SOCKET SECURITY MACHINE SCREWS
 CATALOG NO.: _WBFLT-29

| BASE MATERIAL | CAT. NO. |
|---|----------|
| 2 PIECE, CAST ALUMINUM ALLOY ANSI 356 PER A.S.T.M. B26-95 | A |
| 2 PIECE, CAST IRON PER A.S.T.M. A48-83 CLASS 30 | I |
| 2 PIECE, CAST DUCTILE IRON PER A536-84 GRADE 65-45-12 | D |

SHAFT SPECIFICATIONS

STYLE: SMOOTH
 HEIGHT: 12'-0" (SHOWN)
 MAX HEIGHT: 36'
 BASE: 8 1/2" MAX. SHAFT O.D.
 MATERIAL: PLEASE ADVISE BELOW
 FINISH: PLEASE ADVISE BELOW
 GROUND STUD PROVISIONS: DRILL AND TAP INSIDE WALL OF BASE OPPOSITE ACCESS DOOR TO ACCOMMODATE A 1/4"-20 GROUND STUD (STUD SUPPLIED BY OTHERS)
 ANCHOR BOLTS: (4) 3/4" DIA. X 24" LONG + 3" HOOK (FULLY GALVANIZED WITH 1 GALVANIZED NUT AND 1 GALVANIZED WASHER PER BOLT)
 BOLT PROJECTION: 5" REQUIRED
 TENON: PLEASE ADVISE BELOW

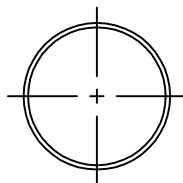
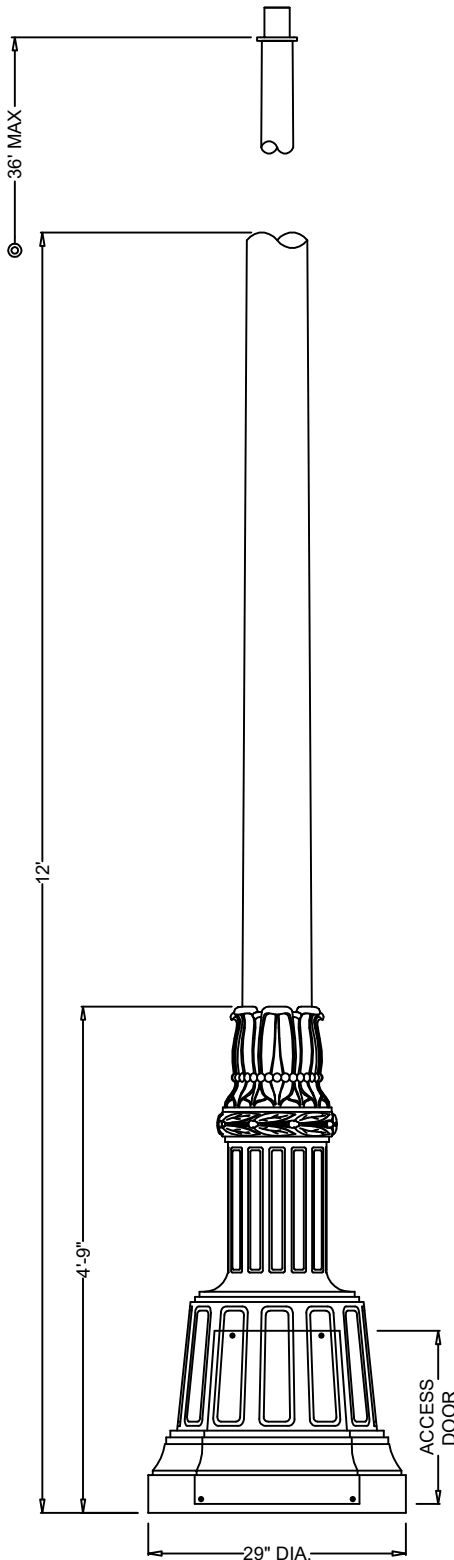
CATALOG NO.: _SHSM _08.50-36 _J_-C

| SHAFT MATERIAL | CAT. NO. |
|-----------------------------|----------|
| STEEL MONOTUBE CONSTRUCTION | S |
| ALUMINUM TAPERED SHAFT | A |

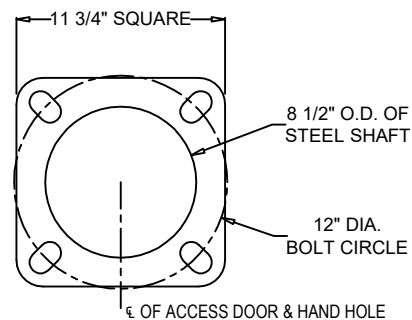
| GAUGE | CAT. NO. |
|---------------------|----------|
| STEEL 7 GAUGE | G17 |
| STEEL 11 GAUGE | G11 |
| ALUMINUM .125" WALL | A12 |
| ALUMINUM .188" WALL | A18 |

| TENON | CAT. NO. |
|-------------------------|-------------|
| 2 7/8" DIA. X 3" HIGH | TN2.88/3.00 |
| 3" DIA. X 3" HIGH | TN3.00/3.00 |
| 3 1/2" DIA. X 3" HIGH | TN3.50/3.00 |
| 4" DIA. X 3" HIGH | TN4.00/3.00 |
| X.XX" DIA. X X.XX" HIGH | TNX.XX/X.XX |

| FINISH | CAT. NO. |
|--|----------|
| POWDER COAT - PLEASE ADVISE RAL # | CU |
| PRIME PAINT THEN FINISH PAINT SHERWIN WILLIAMS - PLEASE ADVISE COLOR | CW |



SMOOTH SHAFT
N.T.S



BASE PLATE DETAIL



Spring City Electrical Mfg. Co.

HALL AND MAIN STREETS - P.O. BOX 19 - SPRING CITY, PA. 19475
 PHONE (610) 948-4000 - FAX (610) 948-5577 - WWW.SPRINGCITY.COM

| | |
|-------------|--|
| DESCRIPTION | THE FLATBUSH 29" DIA. BASE & SMOOTH SHAFT |
|-------------|--|