

BASE SPECIFICATIONS

STYLE: HANCOCK
 HEIGHT: 4'-3"
 BASE: 16" DIAMETER ONE PIECE SLIP BASE
 MATERIAL: PLEASE ADVISE BELOW
 FINISH: PLEASE ADVISE BELOW
 ACCESS DOOR: LOCATED IN BASE SECURED WITH TAMPER PROOF HEX SOCKET SECURITY MACHINE SCREWS
 CATALOG NO.: SBHNC-16

BASE MATERIAL	CAT. NO.
1 PIECE, CAST ALUMINUM ALLOY ANSI 356 PER A.S.T.M. B26-95	A
1 PIECE, CAST IRON PER A.S.T.M. A48-83 CLASS 30	I
1 PIECE, CAST DUCTILE IRON PER A536-84 GRADE 65-45-12	D

SHAFT SPECIFICATIONS

STYLE: 12 FLAT FLUTE
 HEIGHT: 15'-0" (SHOWN)
 MAX HEIGHT: 15'
 BASE: 5.6" MAX. SHAFT O.D.
 MATERIAL: PLEASE ADVISE BELOW
 FINISH: PLEASE ADVISE BELOW
 GROUND STUD PROVISIONS: DRILL AND TAP INSIDE WALL OF BASE OPPOSITE ACCESS DOOR TO ACCOMMODATE A 1/4"-20 GROUND STUD (STUD SUPPLIED BY OTHERS)
 ANCHOR BOLTS: (4) 3/4" DIA. X 24" LONG + 3" HOOK (FULLY GALVANIZED WITH 1 GALVANIZED NUT AND 1 GALVANIZED WASHER PER BOLT)
 BOLT PROJECTION: 5" REQUIRED
 TENON: PLEASE ADVISE BELOW

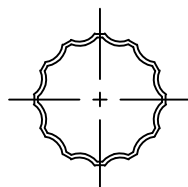
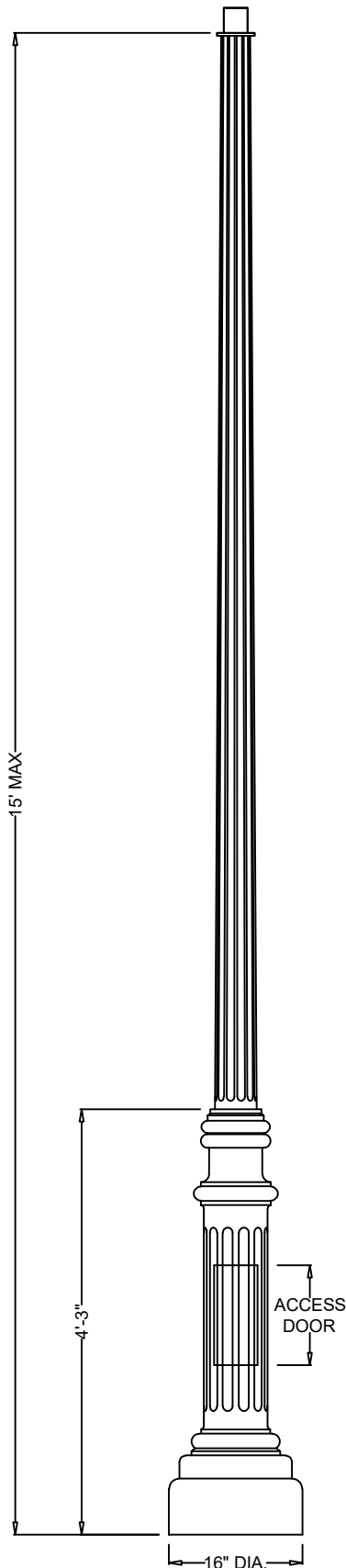
CATALOG NO.: SH2F--05.60-15.00--C

SHAFT MATERIAL	CAT. NO.
STEEL MONOTUBE CONSTRUCTION	S
ALUMINUM TAPERED SHAFT	A

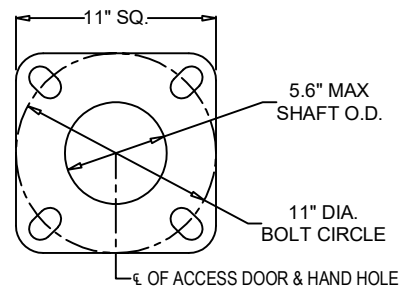
GAUGE	CAT. NO.
STEEL 7 GAUGE	G17
STEEL 11 GAUGE	G11
ALUMINUM .125" WALL	A12
ALUMINUM .188" WALL	A18

TENON	CAT. NO.
2 7/8" DIA. X 3" HIGH	TN2.88/3.00
3" DIA. X 3" HIGH	TN3.00/3.00
3 1/2" DIA. X 3" HIGH	TN3.50/3.00
4" DIA. X 3" HIGH	TN4.00/3.00
X.XX" DIA. X X.XX" HIGH	TNX.XX/X.XX

FINISH	CAT. NO.
POWDER COAT - PLEASE ADVISE RAL #	CU
PRIME PAINT THEN FINISH PAINT SHERWIN WILLIAMS - PLEASE ADVISE COLOR	CW



12 FLAT FLUTE
N.T.S



BASE PLATE DETAIL



Spring City Electrical Mfg. Co.

HALL AND MAIN STREETS - P.O. BOX 19 - SPRING CITY, PA. 19475
 PHONE (610) 948-4000 - FAX (610) 948-5577 - WWW.SPRINGCITY.COM

DESCRIPTION

THE HANCOCK
 16" DIA. SLIP BASE & 12 FLAT FLUTE